



DORMA Studio-Gala

DORMA Studio-Gala internal door fittings enhance any design with their coordinated range of quality locks and levers.

Door dimensions

- Glass thickness: 8 mm
- Door weight: max. 45 kg
- Door width: max. 1000 mm
- Standard rebate depth: 24 mm

Materials and finishes

Aluminium, anodised

- Silver, LM EV1, CO (101)
- New silver, LM EV2 (102)
- Aluminium, silver polished finish (103)
- Similar to stainless steel, satin (107)
- Special anodised finish, SE (199)

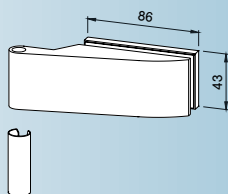
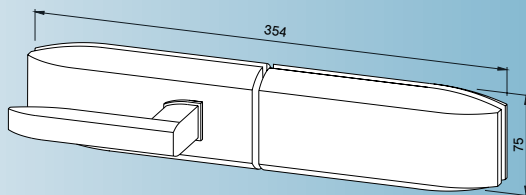
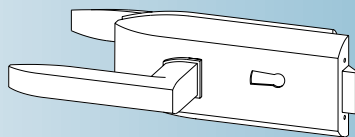
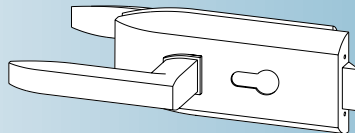
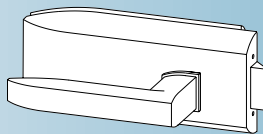
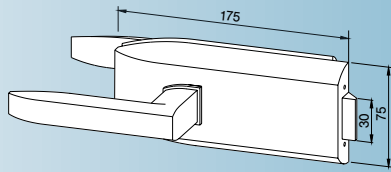
Aluminium, coated

- White, RAL 9016 (300)
- Special colour finishes, SF (399)

 STUDRON



DORMA Studio-Gala



Door sets

comprising lock with lever and 2 hinges for frame pivots

Latch, non-locking **19.100**

Latch with lever forward, non-locking **19.101**

Lock, prepared for Europrofile cylinder with night latch **19.102**

Warded lever lock, with night latch, 2 keys supplied **19.103**

For double doors

Lock without free glass edge, lever forward, non-locking **19.008**

Strike box **19.007**

Hinge

For frame pivots **19.005**

Frame pivots, Page 3.10