



RST

**Automatic
Space-Saving Door**

Maximum passage width with minimum structural widths

DORMA RST Automatic Space-Saving Doors are designed so that the door leaves perform a swivel-and-slide motion. The associated pivot bearings are located in an eccentric arrangement above and below the passage area. As a result, the motion cycle is performed within the narrowest of spaces. DORMA RST Automatic Space-Saving Doors are supplied in standard sizes ready for installation (with installation and commissioning also available on request).

They satisfy high requirements in terms of their functional and operational reliability and – as their method of operation corresponds to that of swing doors – they can be installed in escape routes without any modification. If the operator is not switched on, the leaves can be operated manually without difficulty.



– point by point...

...for the fabricator

- Guaranteed state-of-the-art technology and compliant design satisfying all regulations.
- Problem-free order handling.
- Easy installation and commissioning – even when upgraded.

...for the architect/specifier

- Clearly defined system responsibility.
- Satisfaction of individual requirements regarding design and scope of functions.

- Elegant fine-frame system with full-glass look
- or robust aluminium frame system.

...for the user

- Aesthetically, technically and economically optimised.
- “Tailored”, integrated application of exceptional industrial manufacturing quality.
- High level of safety.
- Ideal for facilitating handicapped access in entrance areas.

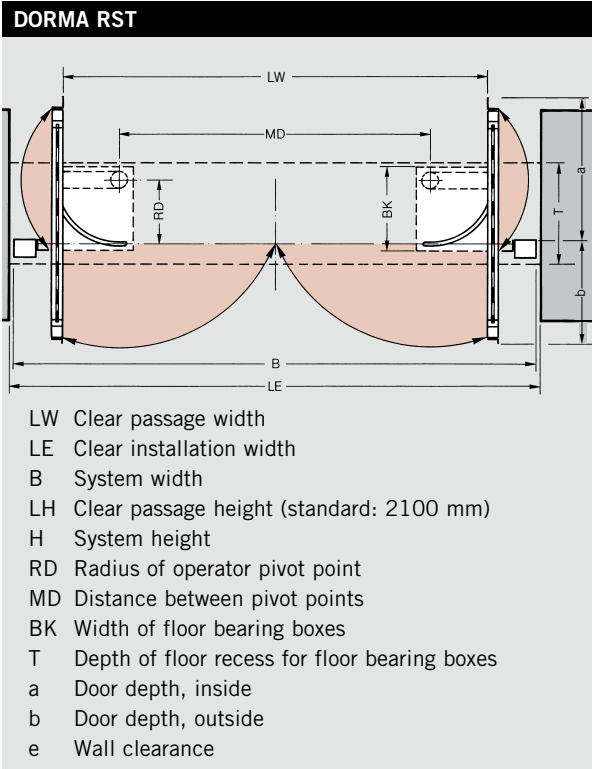
Dimensions and design		RST
Min. clear passage width (LW) in mm	double-leaf	1000
Max. clear passage width (LW) in mm	double-leaf	2000
Max. escape route width in mm		2000
Min. clear installation width (LE) in mm		1291
Clear passage height (LH), RST-G up to mm		2100
Clear passage height (LH) RST-R up to mm		2300*
Door leaf with combined swing and slide motion		●
Max. door leaf width in kg		60
Fanlight/Solid panel		○
Design	Fine-frame profile	■
	Frame profile	■

Technical data	RST
Suitable for application in escape routes	●
Opening and closing force in N	< 150
Max. opening speed in cm/sec. per door leaf	6
Max. closing speed in cm/sec. per door leaf	6
Backcheck and delayed action, adjustable	●
Max. Hold-open time in sec.	60
Power supply for activator/ Auxiliary devices in V/mA	12/24 AC, 24 DC 560 mA
Max. power consumption in W	250
Supply voltage in V/Hz	220 – 240/50 – 60

● yes – no ○ option ■ alternative

* up to 2500 on demand

Operator and control unit		RST
Operator		ED 200
Control unit	Electronics	●
Programs	Off	●
	Automatic	●
	Exit Only	●
	Permanent Open	●
Night-/Bank Function		●
Pharmacy Function		–
Airlock Function		○
Electro-mechanical locking device		○
Mechanical locking device		○
Fail-secure locking device		●
Safety sensor for the passage area		●
Activators	Radar motion detector	○
	Key switch	○



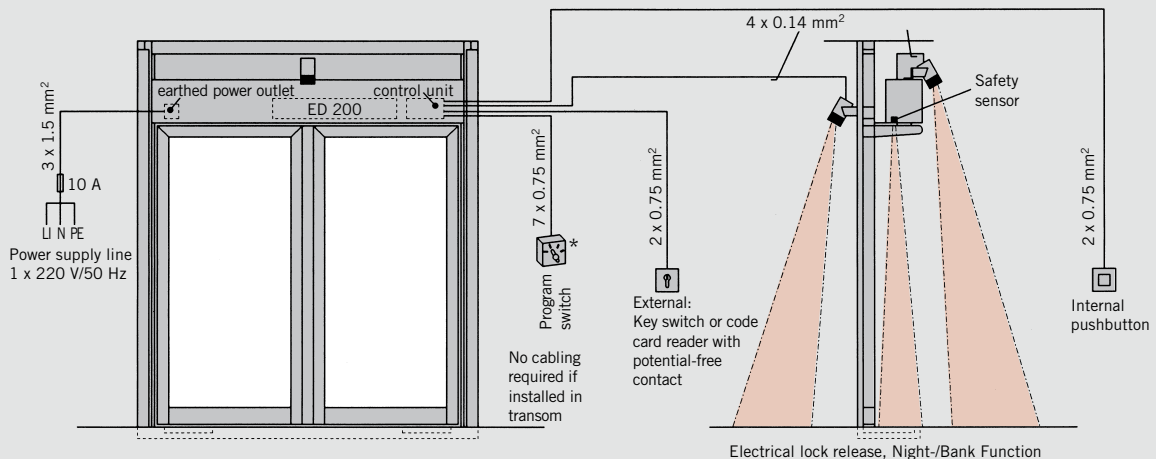
Mechanical design and scope of supply

- ① Self-supporting steel structure with aluminium cover for compensation of structural tolerances
- ② Fully covered operator with integrated electronic control unit
- ③ Door leaf with toughened (TSG) or laminated (LSG) safety glass
- ④ Low-height floor boxes in galvanised steel box with stainless-steel covers

Wiring diagram

*Where an external program switch is provided, the inter-connecting cable cross section must be increased to 1.5 mm² for cable lengths in excess of 10 m (max. cable length 50 m)

Locking options: Electrical – transom-integrated unit
 Mechanical – via profile cylinder
 Floor or door center



Attractive appearance and excellent benefits within a minimum space requirement

The door leaves of DORMA RST Automatic Space-Saving Doors operate within the tightest of spaces. Just a hand's width of clearance to the wall is sufficient for the support structure and the

open door leaves. And even at its apex, the arc described by the door leaf only extends a few centimetres beyond the door front. Installation is no problem – a width of just 1.3 metres

is sufficient in order to enjoy all the convenience of this contemporary application. And a 2.0 m clear passage width within an installation width of less than 2.5 m – for example – illustrates

the virtually unbeatable compactness offered by the RST.

DORMA RST-G

The elegant application with full-glass look

The fine frame system G developed by DORMA gives RST Automatic Space-Saving Doors the appearance of full-glass doors. It also provides an optimum seal and effective protection of the glass edges.

DORMA RST-G Automatic Space-Saving Doors are thus the perfect answer wherever maximum light admittance and transparency are required in conjunction with exceptional architectural elegance.



The optimum addition to elegant interiors: DORMA RST-G Automatic Space-Saving Doors with the slender fine-frame system.

DORMA RST-R

The robust solution for heavy-duty applications

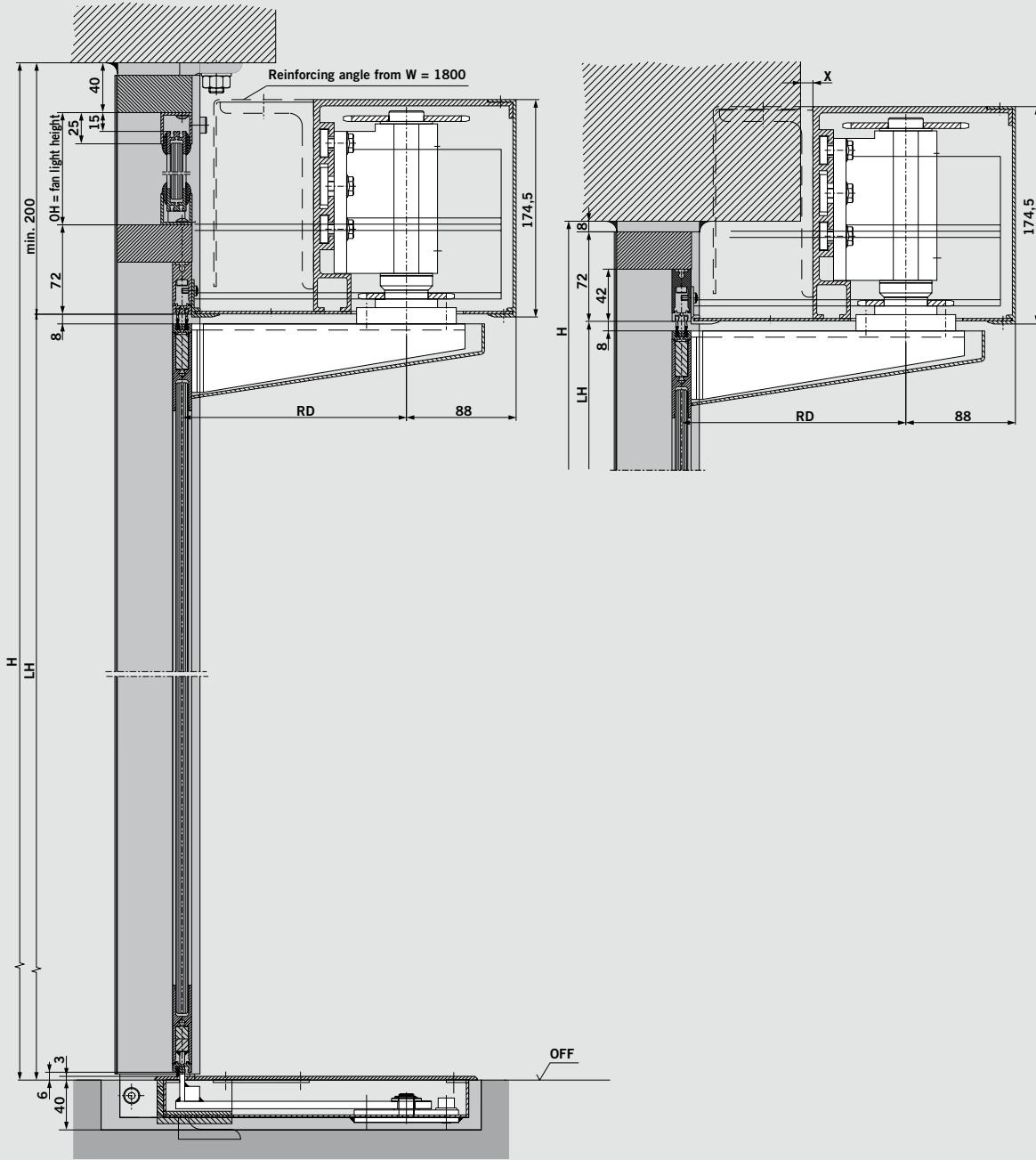
The specially developed profiles of this system ensure exceptional stability, torsional rigidity, seal performance and security for Automatic Space-Saving Doors with aluminium frame system.

These solid frames emphasise the barrier function of the door and are particularly recommended for high-frequency entrances and interior doors subject to heavy-duty use.



Capable of coping with all comings and goings: DORMA RST-R Automatic Space-Saving Doors with the rugged R aluminium frame system

Vertical section through a DORMA RST-G



Standard installation with fanlight

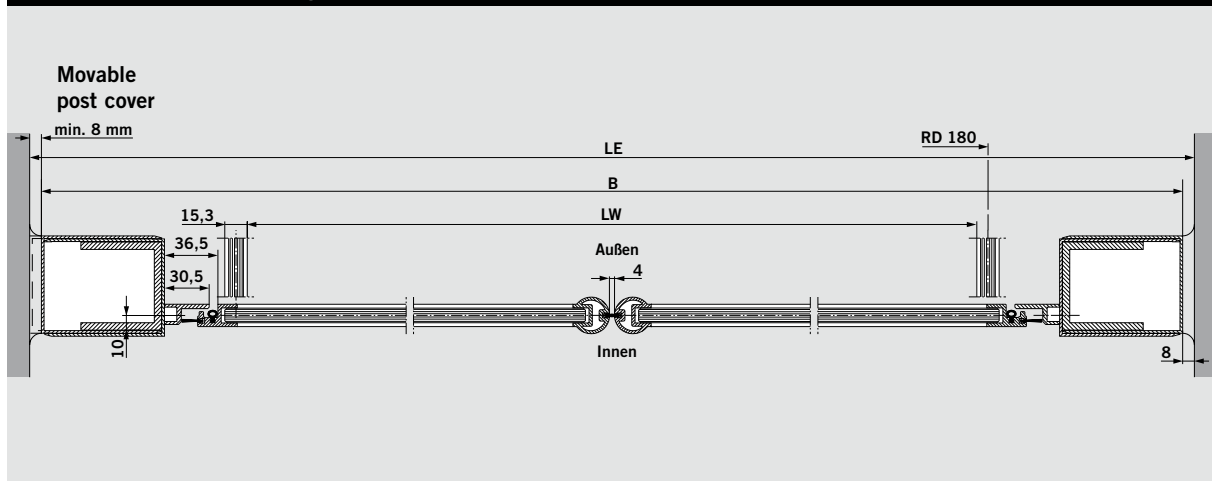
Lintel-mounting without fanlight

- H System height
- LH Clear passage height (standard: 2100 mm)
- RD Operator pivot point

DORMA RST-G standard design

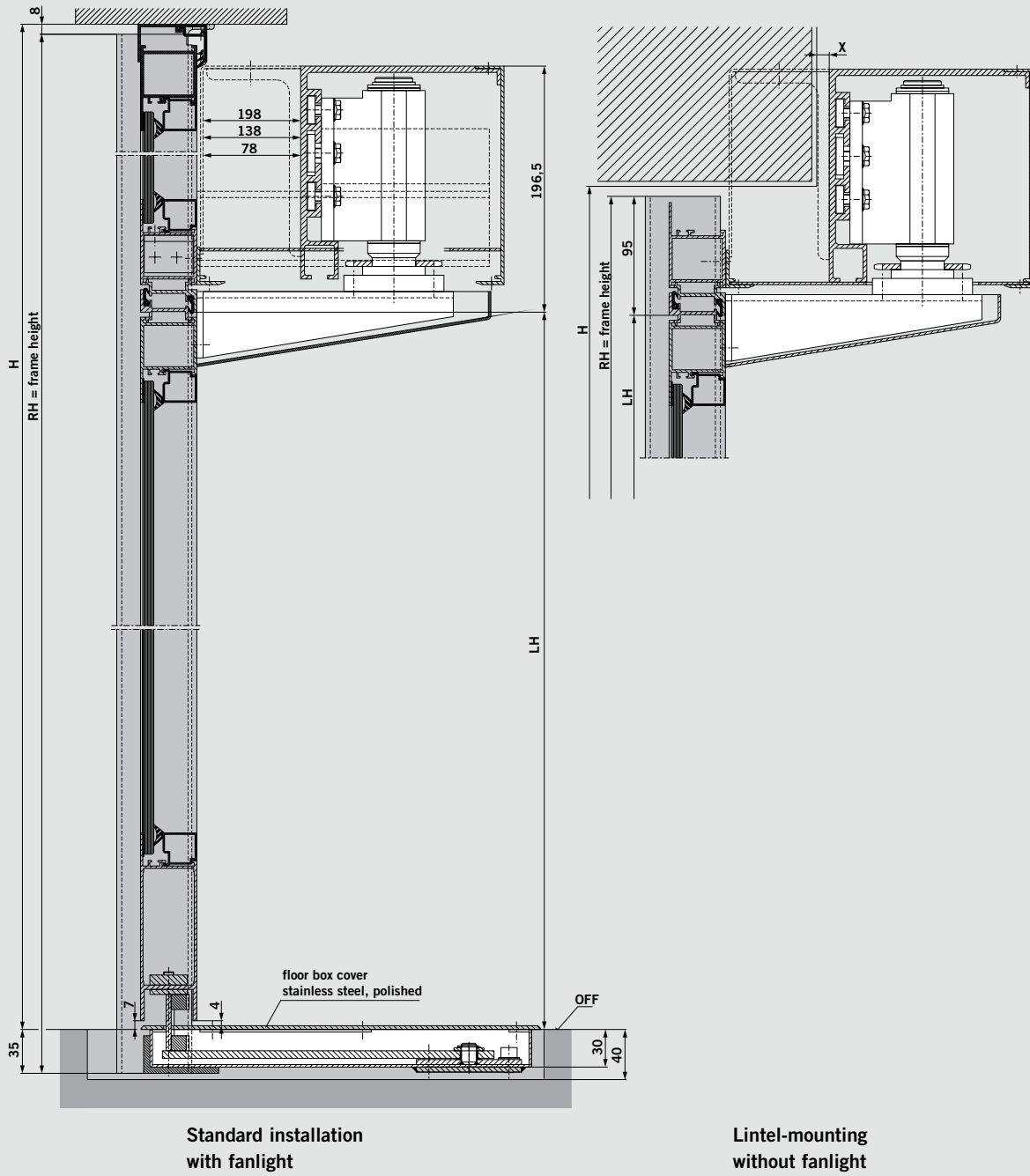
Model size	01	02	03	04	05	06	07	08	09	10	11
LW	1000	1100	1200	1300	1400	1500	1600	1700	1800	1900	2000
LE min.	1291	1391	1491	1621	1721	1821	1921	2021	2161	2261	2361
B	1275	1375	1475	1575	1675	1775	1875	1975	2075	2175	2275
RD	180			240			300				
MD	654	754	854	834	934	1034	1134	1234	1214	1314	1414
BK	250			310			370				
T	310			370			430				
a	384			504			624				
b	147	197	247	177	227	277	327	377	307	357	407
e min.	145,5			160,5			180,5				

All dimensions in mm

Horizontal cross section through a DORMA RST-G


- LW Clear passage width
- LE Clear installation width
- B System width
- RD Radius of operator pivot point
- MD Distance between pivot points
- BK Width of floor bearing boxes
- T Depth of floor recess for floor bearing boxes
- a Door depth, inside
- b Door depth, outside
- e Wall clearance

Vertical section through a DORMA RST-R

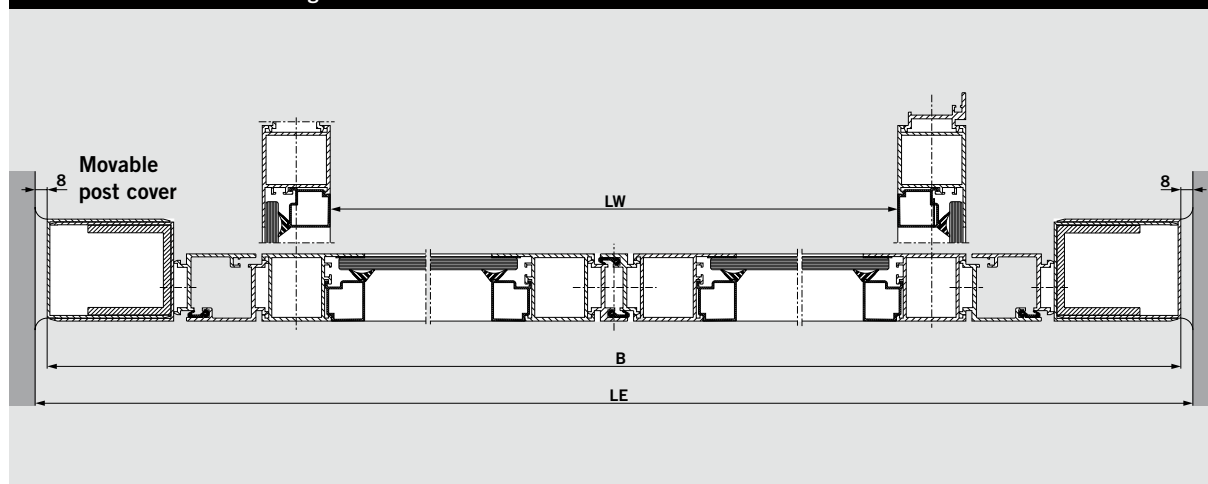


H System height
 LH Clear passage height (standard: 2100 mm)
 RD Operator pivot point

DORMA RST-R standard design

Model size	01	02	03	04	05	06	07	08	09	10	11
LW	1000	1100	1200	1300	1400	1500	1600	1700	1800	1900	2000
LE min.	1391	1491	1591	1701	1801	1901	2001	2101	2251	2351	2451
B	1375	1475	1575	1675	1775	1875	1975	2075	2175	2275	2375
RD	180			240			300				
MD	685	785	885	865	965	1065	1165	1265	1245	1345	1445
BK	250			310			370				
T	310			370			430				
a	432,5			552,5			672,5				
b	171,5	221,5	271,5	201,5	251,5	301,5	351,5	401,5	331,5	381,5	431,5
e min.	195,5			200,5			225,5				

All dimensions in mm

Horizontal cross section through a DORMA RST-R


- LW Clear passage width
- LE Clear installation width
- B System width
- RD Radius of operator pivot point
- MD Distance between pivot points
- BK Width of floor bearing boxes
- T Depth of floor recess for floor bearing boxes
- a Door depth, inside
- b Door depth, outside
- e Wall clearance

Program switch**PG-D3****Designation Specification****Order No.**

Our program switch range upgrades the automatic control of door systems into a multi-function system.

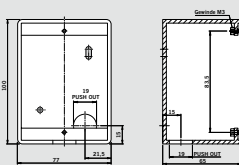
These program switches are available in various designs and suitable for all kinds of applications.

Their product range varies from mechanical systems (optionally also with lockable profile half-cylinder) to full-electronic systems that are lockable via code.

- Up to 5 different functions: Off, Automatic, Exit Only, Partial Open, Permanent Open
- Electronic program switches in System 55 design for the highest aesthetical demands

Program switch for swing door operators

Designation	Specification	Order No.
PG-D3	4-position, lockable, aluminium, white, control unit B, flush-mounting, surface-mounting, 80 x 80 mm, Gira S-Color	19135604150

Box for surface-mounting**Designation Specification****Order No.****System GIRA S-Color**

Designation	Specification	Order No.
Box for surface-mounting	Single-type frame, white, 80 x 80 x 45, Gira S-Color	05080531332

Active infrared detector**AIR 30/31****Designation Specification****Order No.**

Active infrared system to monitor the passage area and secondary closing edges of sliding doors. Designed to detect the presence of people and objects

AIR 30/31	With background evaluation, black	16503601170
------------------	-----------------------------------	-------------

Radar motion detectors**Eagle****Designation Specification****Order No.**

The user-friendliness of automatic doors considerably depends on the type and the design of the respective activator.

The DORMA sensor range provides the required flexibility for all kinds of applications combined with maximum reliability and user comfort. Effective detection of moving people or objects in order to open automatic doors

Designation	Specification	Order No.
Standard movement detector		
Eagle 2	Standard	black 16503201170



DORMA GmbH + Co. KG
DORMA Platz 1
D-58256 Ennepetal
Phone +49 2333/793-0
Fax +49 2333/793-495

Automatic Division worldwide

Region Australasia

Australia
DORMA Automatics Pty. Ltd.
Phone +61 3 97964111
www.dorma.com.au

New Zealand
DORMA Automatics Pty. Ltd.
Phone +61 3 97964111
www.dorma.com.au

Region Central Europe

Belgium
DORMA foquin N.V./S.A.
Phone +32 50 312849
www.dorma.be

Germany
DORMA Automatic
GmbH + Co. KG
Phone +49 2333 793-0
www.dorma.de

Luxembourg
Luxembourg Subsidiary
Automatic
Phone +49 2333 793-216
www.dorma.de

Netherlands
DORMA van Duin Nederland
BV
Phone +31 488 418 100
www.dorma.nl

Switzerland
DORMA Schweiz AG
Phone +41 71 8864646
www.dorma.ch

Region Emerging Markets

Bulgaria
DORMA Bulgaria
Phone +359 2 9714 904
www.dorma.com

Greece
DORMA Representation Greece
Phone: +30 21 09944388
www.dorma.com

India
DORMA Door Controls India
Phone +91 442 8585097
www.dorma.com

Israel
DORMA GmbH + Co. KG
Phone +49 2333 793-0
www.dorma.com

Poland
DORMA Polska Sp. z o.o.
Phone +48 22 736-59-00
www.dorma.pl

Russia
Representative Office in Russia
Phone +7 495 981 14 33
www.dorma.rus

South Africa
DORMA Door Controls (Pty.) Ltd
Phone +27 11 8300280
www.dorma.com

Turkey
DORMA Kapi Kontrolleri Ltd. Sti
Phone: +90 216 3600056
www.dorma.com

Ukraine
DORMA Representation
Ukraine
Phone +380 44 2443897
www.dorma.com

Region China

China
DORMA China Ltd.
No. 101 Tong Sheng Road,
Suzhou Singapore Industrial Park
215126 Suzhou
Phone: +86 512 6761 2573
Fax: +86 512 6761 458
www.dorma.com.sg

Hong Kong
DORMA Door Controls Pte. Ltd.
Phone +852 25034632
www.dorma.com.sg

Region Far East

Indonesia, Japan, Malaysia,
Vietnam
DORMA Emerald Entrance
Systems Pte Ltd
Phone +65 459 5733
www.dorma.com.sg

Philippines
DORMA Door Controls Pte. Ltd.
Phone +632 893 40778
www.dorma.com.sg

Singapore
DORMA Far East Pte. Ltd.
No. 31 Gul Lane
Phone +65 62 68 76 33
www.dorma.com.sg

South Korea
DORMA Emerald Entrance
Systems Pte Ltd
Phone +65 459 5733
www.dorma.com.sg

Taiwan
DORMA Door Controls Pte. Ltd.
Phone +886 2 9182987
www.dorma.com.sg

Region France

France
DORMA Accueil S. A. S.
Phone +33 4 79348924
www.dorma.fr

Region Gulf

Saudi Arabia, Bahrain, Kuwait,
Egypt, Syria, Jordan, Lebanon,
Iran
DORMA ARABIA
Automatic Doors Ltd.
Kingdom of Saudi Arabia
Phone +966 3 847 2394
www.dorma.com

United Arab Emirates, Oman,
Qatar
DORMA Middle East LLC
Dubai
Phone +971 4 282 4424
www.dorma.com

Region North America

Canada
DORMA Door Controls
Phone +1 905 6701281
www.dorma.com

Mexico
DORMA México, S. de R.L.
de C.V.
Phone +52 55 5272 6937
www.dorma.com

USA
DORMA Automatics Inc.
Phone +1 301 390-3600
www.dorma-usa.com

Region Scanbalt

Denmark
DORMA Danmark A/S
Phone +45 44 543000
www.dorma.dk

Estonia
DORMA Representation
Estonia
Phone +372 6707064
www.dorma.com

Finland
DORMA Finland Oy
Phone +358 9 8789130
www.dorma.fi

Lithuania
DORMA Norge AS
Phone +47 23 176800
www.dorma.com

Norway
DORMA Norge A/S
Phone +47 23 176800
www.dorma.no

Sweden
DORMA Sverige AB
Phone +46 31 289520
www.dorma.se

Region South America

Argentina
DORMA Sistemas de
Controles para Puertas Ltda
Phone +54 11 45051032
www.dorma.com

Brazil
DORMA Sistemas de Controles
Phone +55 11 41913244
www.dorma.com.br

Region South-East Europe

Austria
DORMA AKS
Automatic GmbH
Phone +43 6225 8636-0
www.dorma.at

Croatia
DORMA Croatia d.o.o.
Phone +385 1 46 06 944
www.dorma-croatia.hr

Czech Republic
DORMA dverni technika CR,
s.r.o.
Phone +420 2 671321-78 or -79
www.dorma.com

Hungary
DORMA AKS Automatic GmbH
Phone +36 1 2065127
or 2058058
www.dorma.com

Romania
DORMA ROMANIA S.R.L.
Phone +40 31 806 916 0
www.dorma.com

Slovakia
DORMA Slovensko spol. s.r.o.
Phone +421 2 50221 283
www.dorma.com

Slovenia
DORMA Representation
Slovenia
Phone +386 2 5 30 20 10
www.dorma.com

Region South Europe

Italy
DORMA Italiana S.r.l.
Phone: +39 039 244031
www.dorma.it

Portugal
DORMA Portugal para Puertas,
Lda.
Phone +351 252 860 490
www.dorma.com

Spain
DORMA Ibérica, S.A.
Phone +34 91 8757851
www.dorma.es

Region UK/Ireland

Ireland
DORMA Ireland Limited
Phone +353 1 295 8280
www.dorma.com

Great Britain
DORMA UK Limited
Phone +44 1462 477600
www.dorma-uk.co.uk



Door Control



Automatic



**Glass Fittings
and Accessories**



**Security/Time
and Access (STA)**



Movable Walls