



MANET Connecting glass and stainless steel	4 – 5
MANET Pivoting door system	6 – 11
MANET Sliding door system	12 – 19
MANET Connecting system for glass elements	20 – 23
MANET AMBIENT Furniture design system	24 – 27

## Internal architecture with MANET

### Experimental

Architecture requires space for vision, experimentation and design liberation.

Modern internal architecture, with its use of glass and stainless steel, expresses a demand for more freedom in the interplay of transparency and light, shape and colour, weightlessness and structure.

Designers wishing to make their mark using high-quality materials such as glass and stainless steel opt for

quality, a long lifetime and outstanding design. If you are looking for products offering optimum elegance and visible technology for a range of application areas in internal architecture, DORMA delivers the ideal solution.

- Whether for
- pivoting or sliding doors
  - space-configuring glass partitions or for
  - customised furniture design.

### Second to none

Single-point fixings from the MANET range give every room an appearance that is second to none, not least due to the high-quality materials and the striking MANET point fixing, which is found in modified form in all fitting variants.

The quality of the material and the technical perfection of the fixing ensure that the load-bearing structures are reduced to a minimum, thus maximising

the aesthetic effect produced by large areas of smooth, flat glass.

MANET products – awarded the red dot award.



reddot





**The single-point fixing**  
 The MANET system is based on the single-point fixing as the basic key component.

These attractive, superbly designed and prize-winning MANET products guarantee the easy and precise fixing of glass elements. The clip-on cover feature enables installation and adjustment to be performed via the fitting itself, preventing any risk of damage to the visible surfaces. After installation, the clip-on covers are

inserted into the single-point fixings. The result: the distinctive MANET look with its attractive flush glass surfaces. To achieve these, counter-sunk holes instead of the usual through-holes are needed in the glass. The plastic sleeve gasket protects the glass from direct contact with the stainless steel component.

**Pivoting**



**Sliding**



**Connecting**



## Function and design in harmony

### Frameless pivoting doors

The functionality and optical features of the MANET pivoting door are ideally coordinated. Even in its standard models, this frameless swing door allows maximum architectural freedom.

In addition to the pivot rod, the system comprises bottom pivots, top pivot

fittings with pivot or eccentric bushing and overpanel sidelight connectors.

This offers you almost limitless possibilities for installing frameless pivoting doors in wall openings – even with glass overpanel and sidelights – and in glass partition wall assemblies with single-point fixings.


### A variety of options

The MANET pivoting door system is suitable for double-action and single-action doors.

Both types of door can be fitted with floor springs, e.g. the DORMA BTS 75 V. Corner patch locks can also be fitted.



MANET pivoting door system



The fittings of MANET pivoting door system retain the familiar straight-line design.

Besides the standard connectors, the range also includes 90° offset over-panel sidelight connectors, which allow overpanels to be fixed securely e.g. to soffits, or side lights to be connected at an angle.

Depending on their application, the connectors themselves can also feature a pivot bearing location for the door. The pivot rod is made to measure and is supplied with single-point fixings for mounting the door leaf.

Flexibility is ensured not least by the short-type top and bottom pivot rods.

The visual effect of a continuous pivot rod can be achieved using the short-type model in conjunction with an intermediate tube, which is cut to measure from a standard length of 2 m depending on the door leaf height.



Self-service area in  
Sparkasse Bad Salzflun



Cloakroom facilities  
at Bochum Theatre



Treatment room in a  
dental practice







Primary school entrance  
area, Natz, Italy



Entrance area of Don-Bosco  
Church, Bolzano, Italy  
(with cross formed by  
MANET pull handles)

Shower with pivoting door,  
private project

## As if floating ...

Sliding doors fitted with the MANET system can be fixed in glass partitions and even structural wall openings. The high degree of flexibility of the MANET sliding door system provides plenty of scope for implementing outstanding solutions to satisfy individual requirements.

In addition to the standard variants, curved, bi-parting or parallel sliding doors can also be constructed.

As if floating, the rollers of the MANET sliding door system glide on the track. These elements are the key components of the structure. You can choose between two design variants.



MANET sliding door system  
CLASSIC



**MANET sliding door system  
TREND**



**MANET sliding door system  
CLASSIC**

### **MANET 2x2**

In the case of sliding door systems, the original roller carrier with its strikingly straight lines (CLASSIC) has now been joined by an equally compelling design variant characterised by a softer, discretely radiused shape (TREND). There are also two track rail options.

The solid version is drilled for mounting the single-point fixings, while the tubular track is secured to the wall or glass using clamp fixings.

Design modifications now introduced allow the free combination of these various roller carriers and track designs.

### **TREND**

The softened form of the MANET TREND design provides an excellent alternative to the original MANET CLASSIC fittings for sliding doors, adding flatteringly elegant aesthetics to the track-bound system.

### **CLASSIC**


The MANET CLASSIC is the ideal no-nonsense design variant for sliding door fittings. With its timeless, attractively purist straight lines, it will enhance any architectural style.



Service area in  
Sparkasse Innsbruck



Office storey in  
Sparkasse Bad Salzuffen



Nurses' station on  
the 'Toscana' ward,  
North Rhine-Westphalia  
Heart and Diabetes Centre,  
Bad Oeynhausen



Consultation booth in  
Raiffeisenkasse Innsbruck



Private cupboard solution:  
MANET with  
wooden panelling



Double-leaf door in  
a private apartment




Private entrance area



Between the entrance  
and the nave:  
St. Hedwig's Church,  
Bielefeld



Entrance to shower room,  
private project



Pichler AG,  
Bressanone, Italy



Genetti Salon Lana,  
Italy



## System connections

Glass partitions, constructed with the MANET connecting system, enhance internal architecture anywhere, creating friendly and airy rooms in which people feel at ease. The system modules enjoy a diversity of applications, boast a broad spectrum of connection options and can thus accommodate an extremely wide range of architectural requirements.

The MANET connecting system has proven particularly successful as a

solution for designing entire floors. Where large numbers of people have to work with great concentration, this system creates quiet, enclosed zones while still maintaining maximum interface transparency between different areas. Communication and interaction are encouraged and the spaciousness and openness of the internal architecture provides exactly the right atmosphere.



**Perfect design**


The unparalleled engineering excellence ensures that the MANET connecting system with all its design variants offers transparency and aesthetic elegance. The adjustable corner connectors hold the glass elements precisely for fixing to walls, ceilings, floors, platforms and plinths.



**For all types of room**

Ease of planning and the right connections – guaranteed with clamp and corner connectors fitted in combination with connecting rods of various lengths. These components enable glass partitions to be connected to each other or to existing structures at almost any

angle. Wayward structural tolerances can easily be accommodated by the slots provided at the end of the connecting rods. Even subsequent structural modifications are unproblematic, as all components may be reordered individually.




Connecting rods




Pivoting glass clamp



Pivoting wall fixing



Clamping connector



Floor connector  
Ceiling connector



Segmented glass frontage  
at Volkswagen, Kassel



Glass elements in a  
semicircular arch, shop  
entrance area, Chiusa, Italy



Glass frontage with  
MANET ceiling connectors  
in an office storey

## The art of transformation

### System versatility

Elegant in appearance and outstanding in terms of engineering, MANET AMBIENT is the perfect complement to any furniture design. The stainless steel hardware system unites function and elegance to afford a diversity of creative opportunities.

The MANET AMBIENT system concept has been successfully developed to

include MANET stainless steel single-point fixings. Variable in function and with just a small number of basic components, these fittings are veritable quick-change artists. MANET AMBIENT is the ideal aesthetic partner not only to glass surfaces but also to fine wood carcass furniture – in offices, foyers, kitchens, living rooms and bedrooms.

### Creativity knows no bounds

MANET AMBIENT is a top performer when it comes to creating a refined ambience with exacting requirements. Its sophisticated system concept affords the designer almost unlimited scope for creativity.

Sliding, pivoting, retention – exacting in terms of its concept and engineering excellence, this system is

quite unique. The guide elements are not concealed, but serve to accentuate exceptional furniture design. The rod plays a particularly important role as a connecting element that also functions as a support, track rail or pivot. Shelf supports and single-point fixings are further components in this system with its exceptionally convenient fitting methods.




### Pivoting

Sturdy hinges underpin the optimum performance characteristics of a swing door. Depending on the structure, the pivot points can lie within or in front of the carcass. In that case, right-angled hinges ensure that the glass door lies perfectly flush with the front of the furniture item.




### Retention

MANET AMBIENT system components play an important supporting role in shelf constructions. Versatile accessories enable the ultimate in furniture design, whether purely in glass and steel or in combination with integrated wooden carcass elements.



### Sliding

For space-saving and space-creating solutions. Plastic-tyred rollers mounted in ball bearings ensure that sliding doors glide smoothly. Countersunk single-point fixings, which attach the rollers inside the frontages, provide a flush finish with the glass panel.









Mercedes Shop,  
Kurfürstendamm, Berlin



Mercedes Shop,  
Kurfürstendamm, Berlin

Carcass furniture  
with sliding door