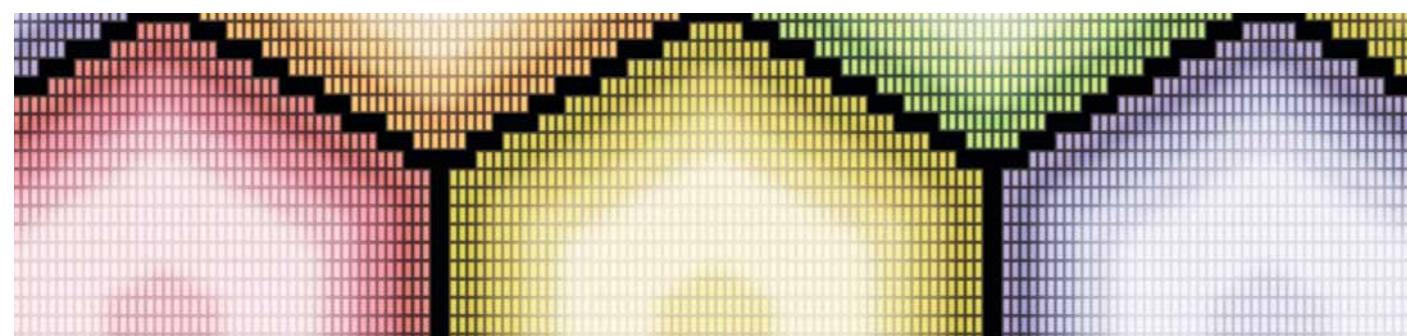


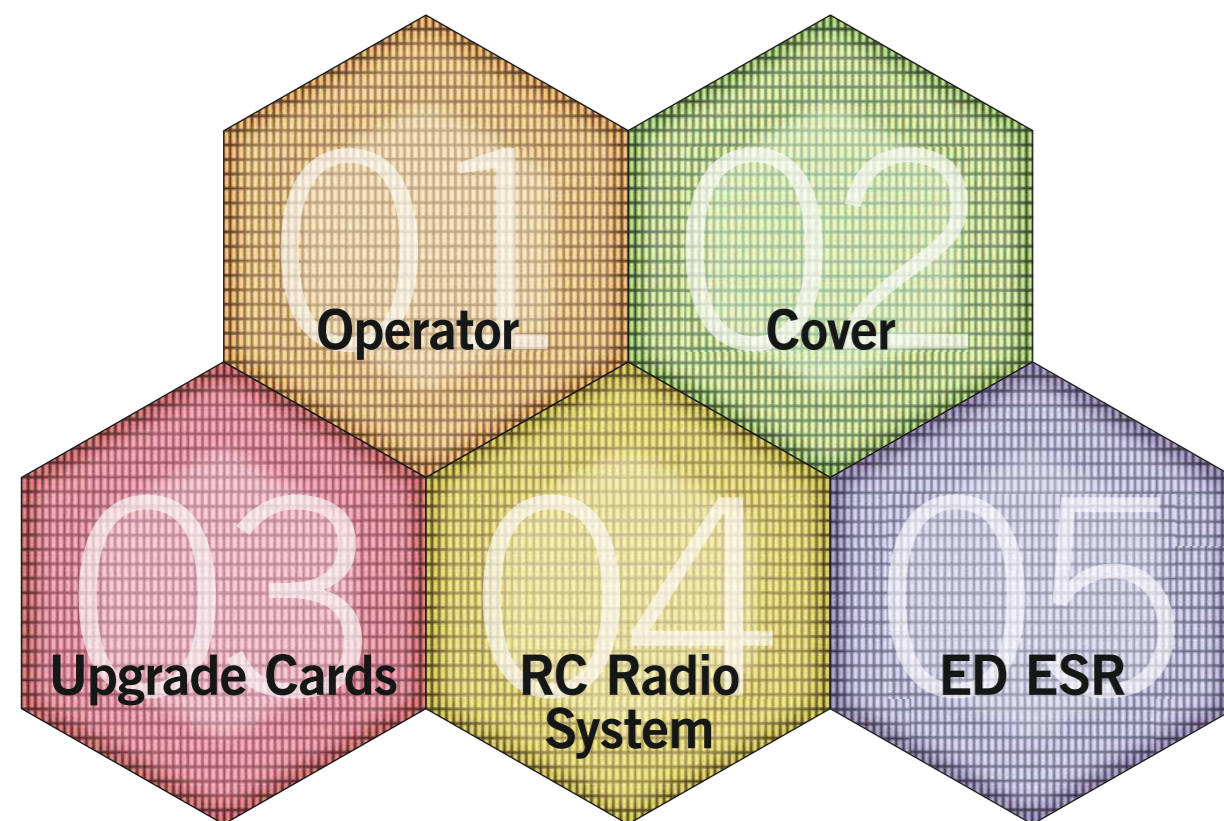


The modular system.



Operator
A compact and powerful unit.

Cover
Slender Contur design.



Upgrade Cards
Additional functions as required.

RC Radio System
Easily operable via pushbutton.

ED ESR
Integrated door coordinator.



Door Control



Automatic



Glass Fittings and Accessories



Security/Time and Access Control (STA)



Movable Walls

DORMA GmbH + Co. KG
DORMA Platz 1
D-89256 Emmepetal
Phone +49 2333 793-0
Fax +49 2333 793-495
www.dorma.com

Division Automatic worldwide

Region Australasia

Australia
DORMA Automatics Pty. Ltd.
Phone +61 3 97964111
www.dorma.com.au

New Zealand
DORMA Automatics Pty. Ltd.
Phone +61 3 97964111
www.dorma.com.au

Region Central Europe

Germany
DORMA Automatic GmbH + Co. KG
Phone +49 2333 793-0
www.dorma.de

Netherlands
DORMA van Duin Nederland B.V.
Phone +31 488 418 100
www.dorma.nl

Belgium
DORMA foquin N.V./S.A.
Phone +32 50 312849
www.dorma.be

Luxembourg
Luxembourg Subsidiary Automatic
Phone +49 2333 793-216
www.dorma.de

Switzerland
DORMA Schweiz AG
Phone +41 71 8864646
www.dorma.ch

Region China

Hongkong
DORMA Door Controls Pte. Ltd.
Phone +852 25034632
www.dorma.com.sg

DORMA Door Controls (Suzhou) Co. Ltd.
Phone +86 512 676 12481
www.dorma.com.sg

Region Emerging Markets

Poland
DORMA Polska Sp. z o.o.
Phone +48 22 736-59-00
www.dorma.pl

Russia
Representative Office in Russia
Phone +7 095 2581225
www.dorma.com

Ukraine
DORMA Representation Ukraine
Phone +380 44 2443897
www.dorma.com

Bulgaria
DORMA Bulgaria
Phone +359 2 9714 904
www.dorma.com

Greece
DORMA Representation Greece
Phone +30 21 09944388
www.dorma.com

Turkey
DORMA Kapi Kontrolleri Ltd. Sti
Phone +90 216 3600056
www.dorma.com

India
DORMA Door Controls India
Phone +91 442 8585097
www.dorma.com

Israel
DORMA GmbH + Co. KG
Phone +49 2333 793-0
www.dorma.com

South Africa
DORMA Door Controls (Pty.) Ltd
Phone +27 11 8300280
www.dorma.com

Region Far East

Singapore
DORMA Far East Pte. Ltd.
Phone +65 62 68 76 33
www.dorma.com.sg

Taiwan
DORMA Door Controls Pte. Ltd.
Phone +886 2 9182987
www.dorma.com.sg

Malaysia
DORMA Emerald Entrance Systems Pte Ltd
Phone +65 459 5733
www.dorma.com.sg

Indonesia
DORMA Emerald Entrance Systems Pte Ltd
Phone +65 459 5733
www.dorma.com.sg

South Korea
DORMA Emerald Entrance Systems Pte Ltd
Phone +65 459 5733
www.dorma.com.sg

Philippines
DORMA Door Controls Pte. Ltd.
Phone +632 893 40778
www.dorma.com.sg

Vietnam
DORMA Emerald Entrance Systems Pte Ltd
Phone +65 459 5733
www.dorma.com.sg

Japan
DORMA Emerald Entrance Systems Pte Ltd
Phone +65 459 5733
www.dorma.com.sg

Region France

France
DORMA Accueil S. A. S.
Phone +33 4 79348924
www.dorma.fr

Kingdom of Saudi Arabia, Bahrain, Kuwait, Egypt, Syria, Jordan, Lebanon, Iran
DORMA ARABIA Automatic Doors Ltd.
Phone +966 3 847 2394
www.dorma.com

United Arab Emirates, Oman, Qatar
DORMA Middle East LLC
Dubai
Phone +971 4 282 4424
www.dorma.com

Russia
Representative Office in Russia
Phone +7 095 2581225
www.dorma.com

Ukraine
DORMA Representation Ukraine
Phone +380 44 2443897
www.dorma.com

Bulgaria
DORMA Bulgaria
Phone +359 2 9714 904
www.dorma.com

Greece
DORMA Representation Greece
Phone +30 21 09944388
www.dorma.com

Turkey
DORMA Kapi Kontrolleri Ltd. Sti
Phone +90 216 3600056
www.dorma.com

India
DORMA Door Controls India
Phone +91 442 8585097
www.dorma.com

Israel
DORMA GmbH + Co. KG
Phone +49 2333 793-0
www.dorma.com

South Africa
DORMA Door Controls (Pty.) Ltd
Phone +27 11 8300280
www.dorma.com

Finland
DORMA Finland Oy
Phone +358 9 8789130
www.dorma.fi

Latvia
DORMA Finland Oy
Phone +358 9 8789130
www.dorma.fi

Estonia
DORMA Representation Estonia
Phone +372 6707064
www.dorma.com

Lithuania
DORMA Norge AS
Phone +47 23 176800
www.dorma.com

Brazil
DORMA Sistemas de Controles
Phone +55 11 41913244
www.dorma.com.br

Argentina
DORMA Sistemas de Controles para Puertas Ltda
Phone +54 11 45051032
www.dorma.com

Hungary
DORMA AKS Automatic GmbH
Phone +36 1 2065127 or 2058058
www.dorma.com

Czech Republic
DORMA dverni technika CR, s.r.o.
Phone +420 2 671321-78 or -79
www.dorma.com

Slovakia
DORMA Slovensko spol. s.r.o.
Phone +421 2 50221 283
www.dorma.com

Croatia
DORMA URED
Phone +385 1 3498 422
www.dorma.com

Slovenia
DORMA Representation Slovenia
Phone +386 2 5 30 20 10
www.dorma.com

Romania
DORMA ROMANIA S.R.L.
Phone +40 31 806 916 0
www.dorma.com

Italy
DORMA Italiana S.r.l.
Phone +39 039 244031
www.dorma.it

Spain
DORMA Ibérica, S.A.
Phone +34 91 8757851
www.dorma.es

Portugal
DORMA Portugal para Puertas, Lda.
Phone +351 252 860 490
www.dorma.com

United Kingdom
DORMA UK Limited
Phone +44 1462 477600
www.dorma-uk.co.uk

Ireland
DORMA Ireland Limited
Phone +353 1 295 8280
www.dorma.ie

ED 100 ED 250

New modular swing door operators.

MODULAR MODULAR



For barrier free access.



For fast operation.



For preventive fire protection.



For controlled access.

ED 100 and ED 250 – made to measure configurations for various door applications.

Individual upgrade packages to meet almost any requirement.

Modern buildings require flexible applications that are adaptable to almost any requirement, with particular regard to their safety and ability to provide convenient access. DORMA offers intelligent systems for such demands. The ED 100 and ED 250 represent our new generation of electromechanical swing door operators.

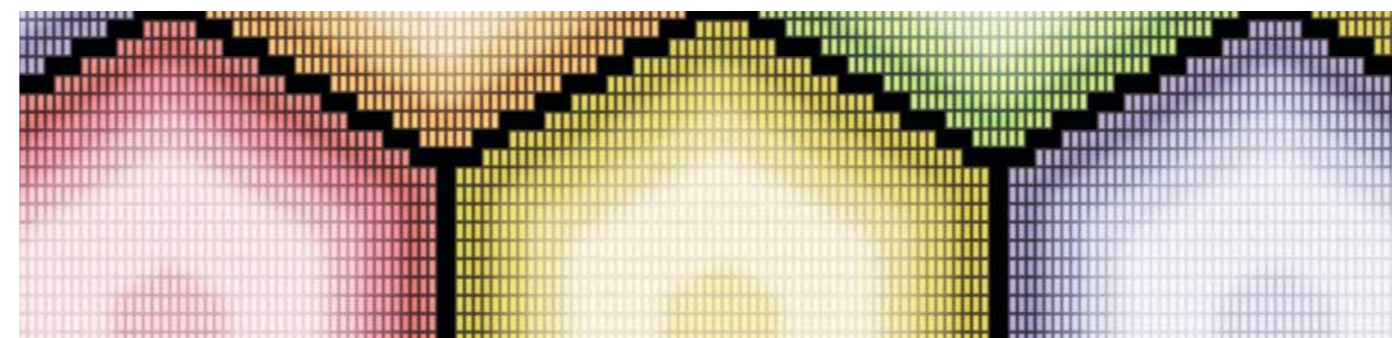
Their principle: two basic operators whose only difference is their performance. All further components such as the control unit, the cover and the power supply unit are identical.

Plug-in modules offer additional functions so that even basic operators can be upgraded to high end systems.

We can thus provide customised configurations to meet the exact requirements of the particular door system.

A further advantage: Some of our modules can subsequently be upgraded in order to adapt an existing door system to new demands.

The modular system in detail.



Module Operator

Choose one of the following operator systems according to your individual door leaf parameters.

- **ED 100**
Closing force size EN 2–4 for door widths from 700–1,100 mm and a maximum door weight of 100 kg.
Or:
- **ED 250**
Closing force size EN 4–6 for door widths from 700–1,400 mm and a maximum door weight of 250 kg.



Module Cover

The cover is packed separately from the operator and can be selected individually.

- **Basic** (silver/white/special colour)
Cover for single leaf door systems.
Or:
- **Vario** (silver)
Centre piece with cover for the cutting edge, to realise double leaf door systems or to extend one side of the Basic cover.
Or:
- **Professional** (silver/white/special colour)
Seamless cover for double leaf door systems.

The operator cover is sold separately, not together with the operator system, and can thus be ordered individually. We provide a mounting plate with cable channels to facilitate the cable laying process within double leaf door systems.



Module Upgrade Cards

Plug-in modules to upgrade the operator system with additional functions.

- **Upgrade Card – Full Energy**
High performance for fast operation.
- **Upgrade Card – Fire Protection**
For enhanced safety in case of a fire.
- **Upgrade Card – Professional**
Designed to open the leaves of a double leaf door either individually or simultaneously. To extend the adjustable hold-open time.
- **Upgrade card – DCW**
Centrally controlled access control system. Additional function(s) via plug-in module.



Module RC Radio System

- **RC-R Receiver**
The receiver can easily be integrated in the standard operator.
- **RC-H Hand held transmitter**
Bidirectional system in new design.
- **RC-W Wall transmitter (pushbutton)**
Extra slim design, suitable for surface mounting.
- **RC-T Transmitter**
Easy installation in commercial pushbuttons.




Module ED ESR

- **ED ESR Set**
Integrated door coordinator, easy mounting and maintenance free operation.

Benefits.



- **Flexible configuration:** Customers only pay for the functions they actually require.
- **Thanks to the Energy Saving Mode (ESM),** the power consumption of the IRS-4 safety sensor can be reduced by up to 60% compared to the former systems used by DORMA.
- **Despite its reduced size,** this system provides considerably better operator performance than electrohydraulic swing door operators.
- **New technology with numerous integrated functions** such as TMP and IDC. TMP stands for Temperature Management Program. This feature controls the performance of the operator system in order to avoid any temperature related damage of the operator system as far as possible. IDC stands for Initial Drive Control. This feature controls and, where required, optimises the driving behaviour of the door system at regular intervals.
- **Low cost transport and easy mounting** thanks to its reduced weight (40% less compared to former electrohydraulic DORMA operators) and the integrated mounting plate for fast mounting.
- **Low noise application** thanks to its multi-stage gear.
- **Elegant design:** DORMA Contur design with an elevation height of only 70 mm.



ED 100/ED 250 operator
A compact and powerful unit.

Basic Cover
Slender Contur design.



Standards, regulations, availability dates as well as available functions for the operators and modules may vary from country to country. The required and available equipment may thus vary from the examples shown and indicated in this brochure.

ED 100 and ED 250 – for reliable barrier free access and easy handling.

The attraction of brands and their showrooms – for example in the fashion industry – is defined by the style of their presentation. We can create such an attraction with applications that impress customers with their combination of technology and design. Our ED 100 and ED 250 operators meet such requirements.

Barrier free access makes a good impression.


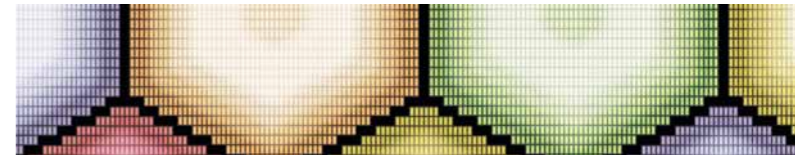
The automatic of our ED 100 and ED 250 provides convenient access as you can easily open doors by hand. Thanks to their Low Energy Mode, our operators comply with the strict safety requirements in the public sector. Furthermore both systems are also operable via push-button, radar motion detector or via Push&Go function. They also provide a direct

connection for the electric strike output of an intercommunication system. This feature considerably reduces the installation effort when upgrading the system as it can be operated direct with an external voltage of up to 24 V DC/AC and thus does not require an additional coupling relay.

Guaranteed easy manual opening.

The ED 100 is adjustable to closing force size EN 2, which ensures that the door can be opened manually with little effort.

The ED 250 offers automatic opening cycles for fast and trouble free transport of hospital beds.



ED 100/ED 250 operator
A compact and powerful unit.

Professional Cover
Slender Contur design.

Upgrade Card Full Energy
High performance for fast operation.

Upgrade Card Professional
Flexible door leaf control.

Standards, regulations, availability dates as well as available functions for the operators and modules may vary from country to country. The required and available equipment may thus vary from the examples shown and indicated in this brochure.

This system combines speed and low energy consumption.

Hospitals should be fully operational at any time of day or night and incur as low energy costs as possible. Thus every process has to be well thought out to ensure smooth operation. The ED 100 and ED 250 can make a considerable contribution to this.

Reliably supporting fast operation.

Hospital doors must respond fast. The Full Energy Upgrade Card activates the complete

performance range of the respective operator and increases the adjustable opening speed. We furthermore offer moving infrared safety sensors (IRS) to safeguard the swing path of the door.

Full Energy Upgrade Card. To reduce energy costs.

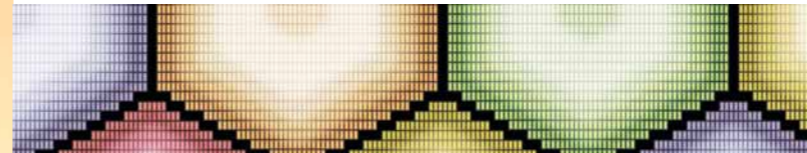
The ED 100 and ED 250 provide an Energy Saving Mode (ESM) to reduce operating costs. In this mode all connected infrared safety

sensors (IRS-4) are switched to Stand-By Mode as soon as the program switch is adjusted to OFF position. This feature may reduce energy consumption by 60% compared to former systems that were supplied by DORMA.

Upgrade Card Professional. Flexible door leaf control.

With the Professional Card you can either just activate the active leaf or both door leaves of a double leaf sys-

tem – thus you only consume the amount of energy you actually require. Furthermore the Professional Upgrade Card allows you to increase the adjustable hold-open time by up to 180 seconds, while the flip-flop function enables you to open door leaves permanently (via push-button) and close them again.



ED 100/ED 250 operator
A compact and powerful unit.

Professional Cover
Slender Contur design.

Upgrade Card Fire Protection
Enhanced safety in the event of a fire.

ED ESR
Integrated door coordinator.

Professional: Seamless cover with an elevation height of only 70 mm. Especially suitable for profile framed doors.



Standards, regulations, availability dates as well as available functions for the operators and modules may vary from country to country. The required and available equipment may thus vary from the examples shown and indicated in this brochure.

Where safety and fire protection are part of the business.

Wherever systems must respond fast or where common swing door operators have difficulty in meeting the requirements of highly-frequented doors, the DORMA ED 100 and ED 250 swing door operators are the most suitable applications. They are especially suitable for emergency exits and escape routes.

A powerful operator.

Thanks to its wind load feature, the system will support

the door during its closing cycle. In case the operator cannot close the door with the adjusted closing force, the motor will support the spring. By the way, this can make a considerable contribution to cutting costs and avoiding heat loss.


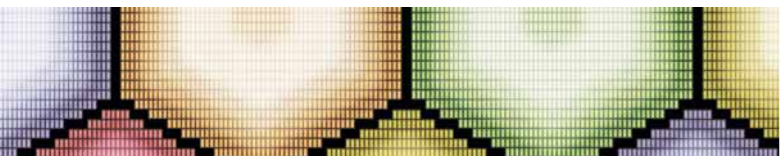
Upgrade Card Fire Protection. Enhanced safety in the event of a fire.

In addition to the intrinsically safe fire detector connection,

the Fire Protection Upgrade Card for the ED 100 and ED 250 provides new patented additional functions. These additional functions also facilitate the handling of automatic hold-open devices. Just press slightly against the door leaf in order to deactivate the hold-open function. No additional pushbutton is required to close the door, which in turn has a positive effect on acquisition and installation cost. Just open the door by hand in order to reactivate the system.

ED ESR – the reliable door coordinator.

The usual high reliability of DORMA swing door operators is also reflected by the integrated door coordinator. Our new mechanical door coordinator is maintenance free and available with the ED ESR module.



ED 100/ED 250 operator

A compact and powerful unit.

Professional Cover

Slender Contur design.

Upgrade Card DCW

Centrally controlled access control system.

RC Radio System

Easily operable via pushbutton.



Easy handling thanks to DORMA RC radio system.



Reliable access control via pushbutton.



Standards, regulations, availability dates as well as available functions for the operators and modules may vary from country to country. The required and available equipment may thus vary from the examples shown and indicated in this brochure.

Many buildings require their door hardware to control the access to rooms. The ED 100 and ED 250 offer such functions with their plug-in additional modules.

Controlled safety.

The DCW Upgrade Card enables you to connect DORMA motor locks direct (SVP-DCW). Thanks to the easy Plug&Play installation of DORMA motor locks (SVP-DCW), just a few cables

have to be connected while an almost automatic parametrisation ensures safe functioning. The wind load feature supports the reliable closing behaviour of the door system. In the event of a malfunction, the system sends the status of the door system to the safety systems of the building. If required, you may also upgrade the communication features individually with the aid of the building management module (external) so that safety

staff will be able to respond specifically to the prevailing situation.

Wireless door management.

You may also couple the bi-directional DORMA RC radio system to standard units. We have provided an interface in order to facilitate the installation of the RC-R radio receiver inside the operator. Apart from our reliable RC-H hand held transmitters, we also offer flat RC-W wall

transmitters. Simply mount them onto the desired wall without further cables and just activate the pushbutton so that the operator will perform the desired function.

Reliable access control – for numerous rooms.