

A fitting harmony for ideas in glass

Wherever glazing and its hardware need to merge into a single entity, our new ARCOS product line offers the ideal transition.

Offering gentle lines with a flowing design, this range of fixings, fittings and furniture provides the perfect blend between the two primary materials. Metal and glass appear to combine seamlessly – with the arc-like curvature of the ARCOS range characterising all the hardware in the programme. Inside and out. With its extensive experience in the materials involved and the associated manufacturing techniques, DORMA has all the production capabilities required to apply this sophisticated capping

geometry. And the ARCOS system has already been singled out for the red dot award 2001 conferred by Design Zentrum NRW in Germany.

With the corresponding fittings from DORMA-Glas, it is possible to create in this style all the standard types of toughened glass assemblies and interior glass doors. Single and double doors can be readily fabricated using this system, and matched with glass side panels and overpanels for that integral look. Lock-handle combinations ensure maximum convenience and security. The ARCOS design offers integration on internal door lock fittings of both lever handles for followers

and lever handles with roses. The elements are “sunken” in the capping for perfect streamlining. Door rails for heavy or high-usage doors complement the portfolio.

All the fittings are of modular design and essentially comprise the basic units, functional inserts and clip-on covers in a variety of surface finishes. The requisite glass apertures and drilled holes correspond to the standard requirements and can thus be provided quickly and without problem.

High-quality materials and excellent workmanship ensure a long service lifetime combined with a truly attractive appearance.



ARCOS Universal

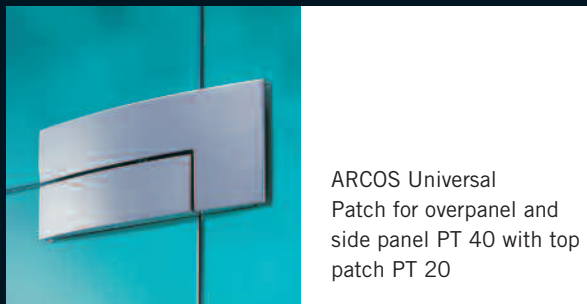
Versatility plus multiplicity.

Unlimited scope.

Patch fittings and connector hardware for overpanels and side panels, fin fittings for particularly large systems – with the curved arc motif of the ARCOS design always incorporated in each component. Gentle reflections that change with the planes give both the glass and its fittings the appearance of a harmonious whole. ARCOS Universal is flexible in its application – for a glass thickness of 10 mm in the standard version plus glazing of 8 or 12 mm thickness if required. The pivot point can be set at either 55 or 65 mm.

Door weights can be anything up to 80 kg, with widths up to max. 1100 mm. The illustrations show just a few examples from the comprehensive ARCOS Universal collection – products offering 24 possible standard combinations for toughened glass assemblies. The innovative clip-on technique incorporated in the hardware ensures that the cover caps can be secured to the basic components so that the fixing is virtually invisible.





Fold out page 19 to make your selection of surface finish.



ARCOS Universal

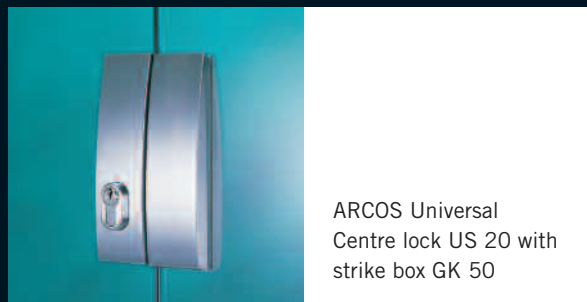
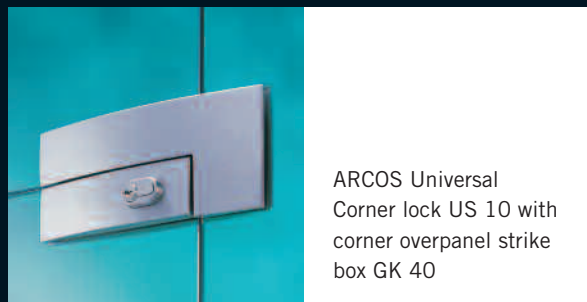
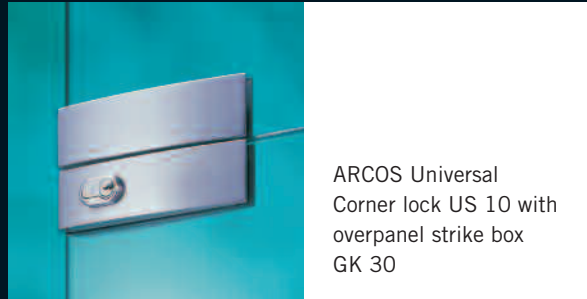
Fascinating functionality.

Experience that counts: DORMA-Glas meets every challenge with the right solution. Versatile and proven lock variants are provided in line with every security requirement, offering convincingly smooth operation for that feeling of confidence. Precision down to the last detail: The lock fittings comply with DIN 18251, Class 3, in relation to their type approval testing – 50,000 operating cycles of the locking bolt.

Furthermore the lock was tested successfully by a neutral testing institute with 100,000 locking bolt operating cycles.

They also offer outstanding corrosion resistance in line with DIN EN 1670, Class 4.





Fold out page 19 to make your selection of surface finish.






103
aluminium silver brilliant




105
aluminium brass-coloured
EV3




107
aluminium similar to satin
stainless steel




114
aluminium silver anodised
EV1 deko



300
aluminium white powder-coated
RAL 9016



501
brass polished chromed




502
brass polished varnished



503
brass polished




700
satin stainless steel



701
polished stainless steel

¹⁾ Special colour coatings, special
anodised finishes



Division Glasbeschlagtechnik
Glass fittings and accessories
DORMA-Glas GmbH
Postfach 32 68
D-32076 Bad Salzufen
Max-Planck-Straße 33 - 45
D-32107 Bad Salzufen
Tel. +49 5222 924-0
Fax +49 5222 21009
www.dorma.com